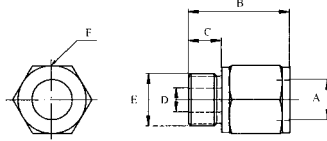


Coupling

External G-Thread with Integral Rubber Seal

Working Pressure

1/4"	350 bar (5076 PSI)
3/8"	350 bar (5076 PSI)
1/2"	350 bar (5076 PSI)
3/4"	350 bar (5076 PSI)
1"	250 bar (3625 PSI)



Rubber seals comply with
DIN 3869

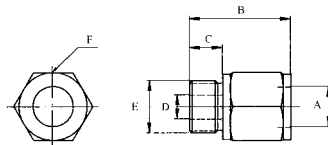
	Part No.	Connection (E)	A	B	C	D	F(hexagon)	
COUPLING – G-Thread	Series 830, 1/4"	14 830 0404	G 1/4"	10.0	38.0	12.0	4.5	20
	Series 830, 3/8"	14 830 0606	G 3/8"	13.0	41.0	12.0	7.0	24
	Series 830, 1/2"	14 830 0808	G 1/2"	16.0	43.0	14.0	9.5	28
	Series 830, 3/4"	14 830 1212	G 3/4"	23.0	56.0	16.0	15.0	36
	Series 830, 1"	14 830 1616	G 1"	30.0	69.0	18.0	21.0	41

Coupling

Metric (ISO 6149 – 3)

Working Pressure

14 831 0612	350 bar (5076 PSI)
14 831 0616	315 bar (4570 PSI)
14 831 0818	315 bar (4570 PSI)
14 831 1222	315 bar (4570 PSI)
14 831 1227	200 bar (2900 PSI)



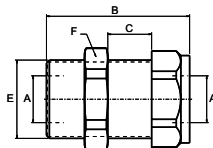
	Part No.	Connection (E)	A	B	C	D	F (hexagon)	
COUPLING – Metric	Series 831, 3/8"	14 831 0612	M12x1.5	13.0	40.9	11.0	6.0	24
		14 831 0616	M16x1.5	13.0	41.4	11.5	7.5	24
	Series 831, 1/2"	14 831 0818	M18x1.5	16.0	42.0	12.5	9.5	28
	Series 831, 3/4"	14 831 1222	M22x1.5	23.0	53.0	13.0	14.0	32
		14 831 1227	M27x2	23.0	56.0	16.0	15.0	32

Coupling

Bulkhead

Working Pressure

1/4"	350 bar (5076 PSI)
3/8"	350 bar (5076 PSI)
1/2"	350 bar (5076 PSI)



	Part No.	A	B	C	E	F (hexagon)	
COUPLING – Bulkhead	Series 813, 1/4"	14 813 0444	10.0	42.8	0-18	M21.5 x 1.5	22
	Series 813, 3/8"	14 813 0646	13.0	50.8	0-25	M26 x 1.5	27
	Series 813, 1/2"	14 813 0848	16.0	50.0	0-25	M30 x 2	32